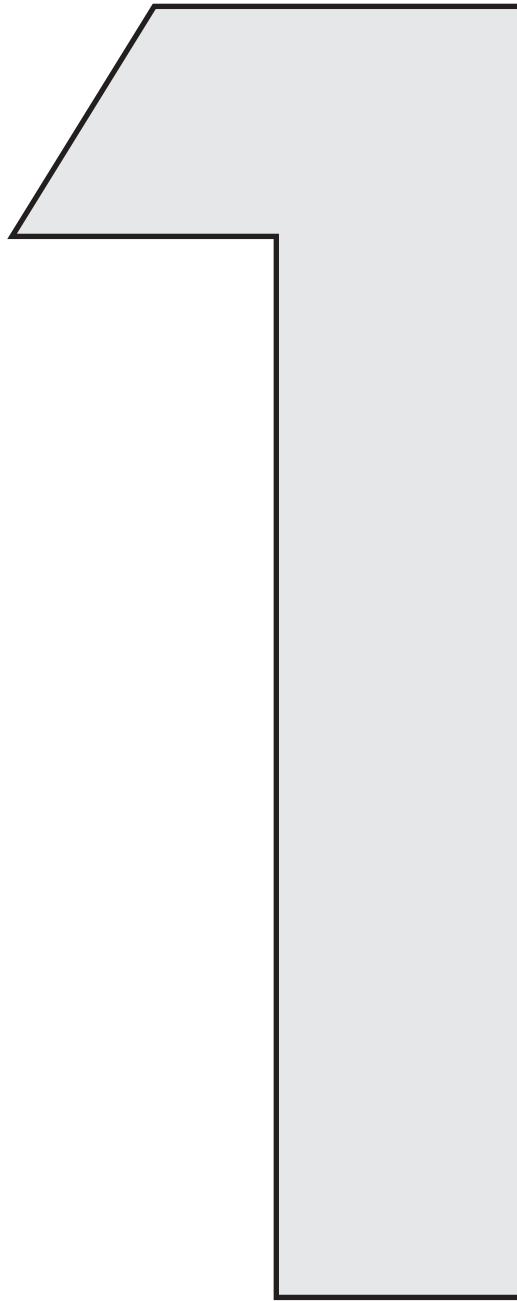


1. Print it on card or heavy paper
2. Cut it out
3. Use it as a template to mark and cut out numbers from Fablon
4. Don't get it backwards... (Reverse it if marking the back of the Fablon!)



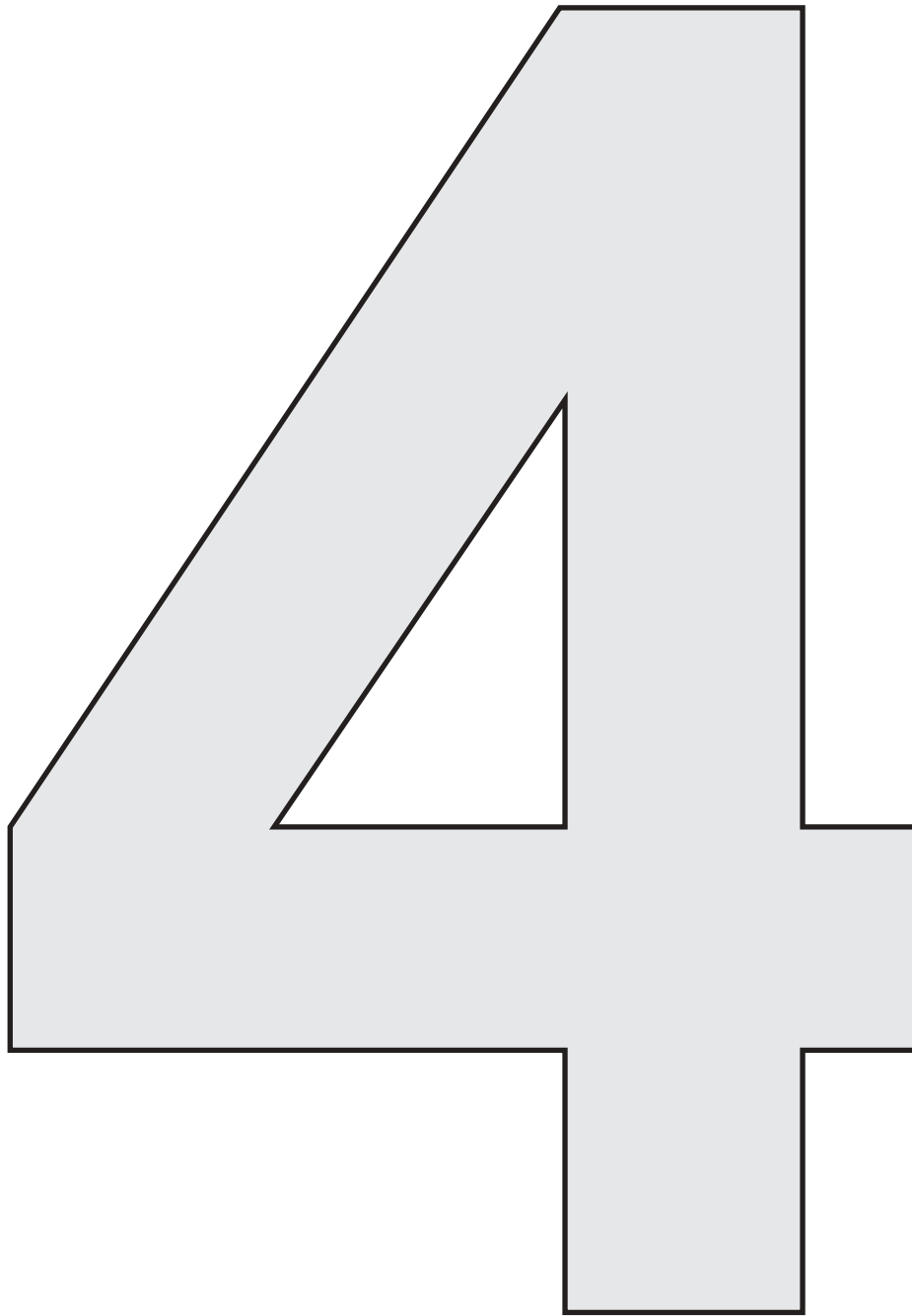
1. Print it on card or heavy paper
2. Cut it out
3. Use it as a template to mark and cut out numbers from Fablon
4. Don't get it backwards... (Reverse it if marking the back of the Fablon!)



1. Print it on card or heavy paper
2. Cut it out
3. Use it as a template to mark and cut out numbers from Fablon
4. Don't get it backwards... (Reverse it if marking the back of the Fablon!)




1. Print it on card or heavy paper
2. Cut it out
3. Use it as a template to mark and cut out numbers from Fablon
4. Don't get it backwards... (Reverse it if marking the back of the Fablon!)



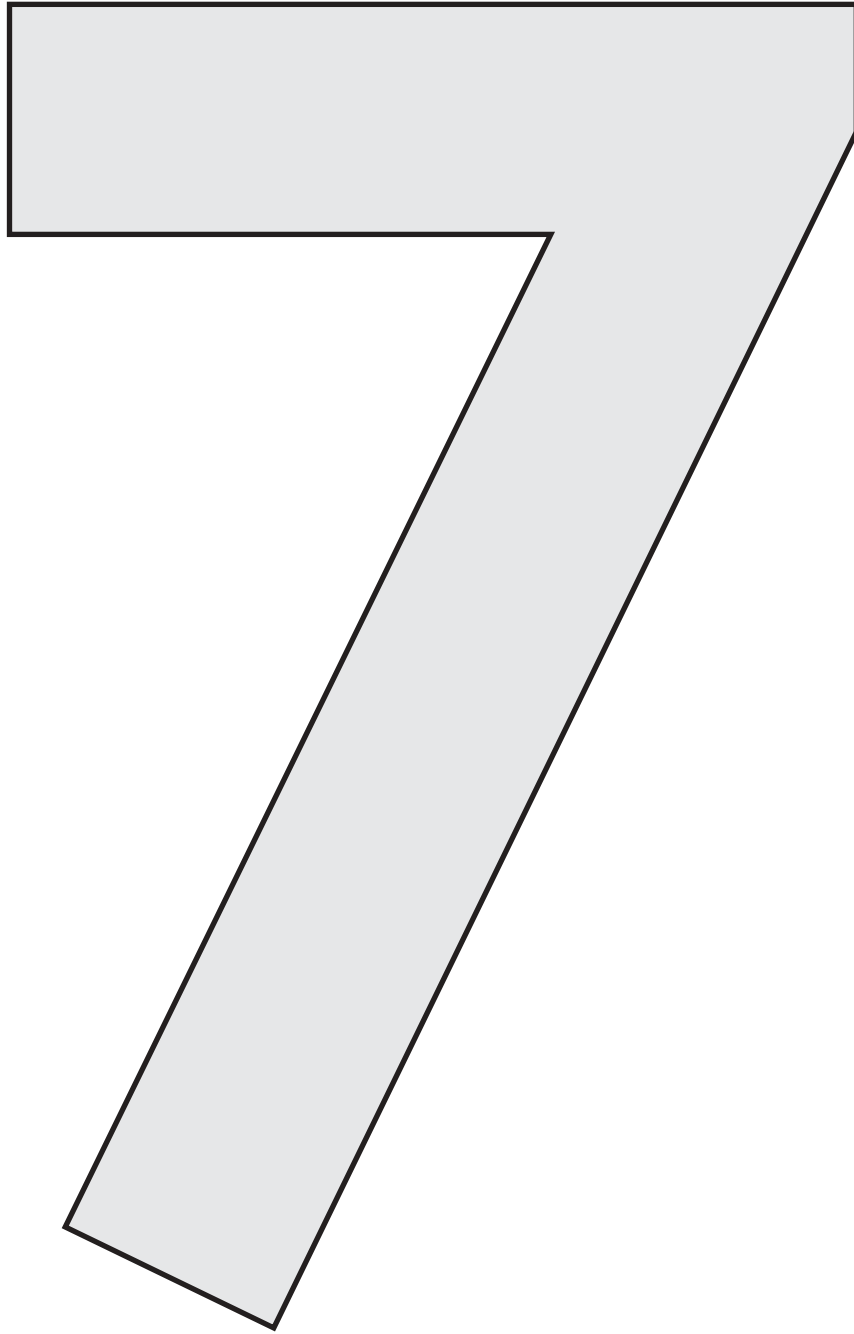
1. Print it on card or heavy paper
2. Cut it out
3. Use it as a template to mark and cut out numbers from Fablon
4. Don't get it backwards... (Reverse it if marking the back of the Fablon!)



1. Print it on card or heavy paper
2. Cut it out
3. Use it as a template to mark and cut out numbers from Fablon
4. Don't get it backwards... (Reverse it if marking the back of the Fablon!)

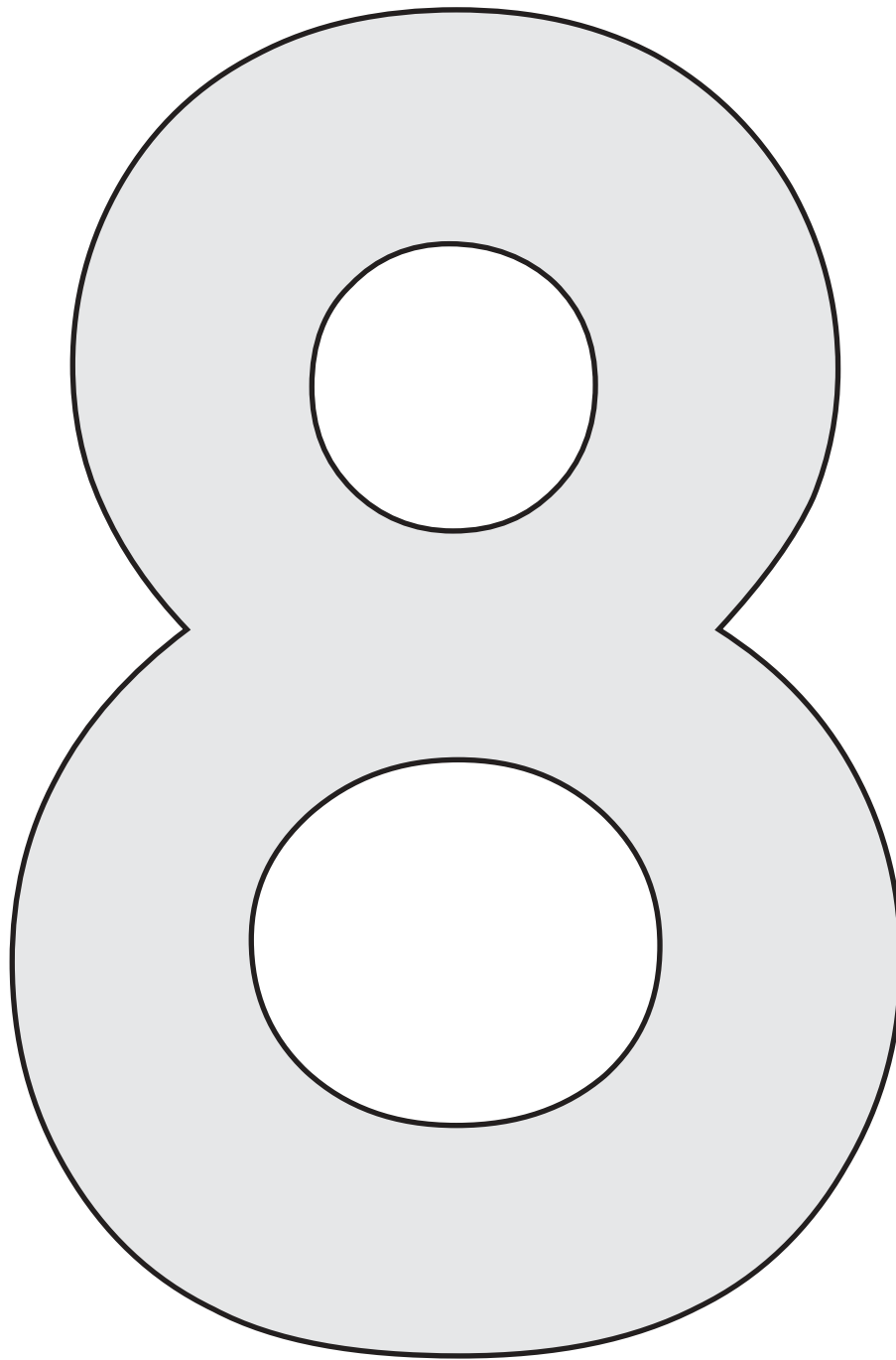


1. Print it on card or heavy paper
2. Cut it out
3. Use it as a template to mark and cut out numbers from Fablon
4. Don't get it backwards... (Reverse it if marking the back of the Fablon!)




1. Print it on card or heavy paper
2. Cut it out
3. Use it as a template to mark and cut out numbers from Fablon
4. Don't get it backwards... (Reverse it if marking the back of the Fablon!)





1. Print it on card or heavy paper
2. Cut it out
3. Use it as a template to mark and cut out numbers from Fablon
4. Don't get it backwards... (Reverse it if marking the back of the Fablon!)



1. Print it on card or heavy paper
2. Cut it out
3. Use it as a template to mark and cut out numbers from Fablon
4. Don't get it backwards... (Reverse it if marking the back of the Fablon!)